

ENCORE SOFTWARE LIMITED  
CIN L72200KA2001PLC029313

Regd. Office: VI Floor, Leo Complex, 44 & 45 Residency Cross Road, Bengaluru 560025  
Website: www.ncoretech.com Email: investor@ncoretech.com

*Uday D. Delpa*

STANDALONE AND CONSOLIDATED STATEMENT OF UN-AUDITED FINANCIAL RESULTS FOR THE SECOND QUARTER ENDED AND HALF YEAR ENDED 30TH SEPTEMBER 2018


Particulars	STANDALONE						CONSOLIDATED					
	Quarter Ended			Half Year Ended			Quarter Ended			Half Year Ended		
	30-Sep-2018 Un-Audited	30-Jun-2018 Un-Audited	30-Sep-2017 Un-Audited	30-Sep-2018 Un-Audited	30-Sep-2017 Un-Audited	31-Mar-2018 Audited	30-Sep-2018 Un-Audited	30-Jun-2018 Un-Audited	30-Sep-2017 Un-Audited	30-Sep-2018 Un-Audited	30-Sep-2017 Un-Audited	31-Mar-2018 Audited
<b>I Income</b>												
a) Revenue from Operations	—	—	—	—	—	—	—	—	—	—	—	—
b) Other Income	—	2.35	2.82	2.35	2.82	2.86	—	2.35	41.18	2.35	41.18	2.86
<b>II Total Income (I)</b>	—	2.35	2.82	2.35	2.82	2.86	—	2.35	41.18	2.35	41.18	2.86
<b>III Expenses</b>												
a) Cost of Materials Consumed	—	—	—	—	—	—	—	—	—	—	—	—
b) Purchase of stock-in-trade	—	—	—	—	—	—	—	—	—	—	—	—
c) Changes in inventories of finished goods, work-in-progress and stock-in-trade	—	—	—	—	—	—	—	—	—	—	—	—
d) Employee benefits expense	—	—	—	—	—	—	—	—	—	—	—	—
e) Finance costs	81.93	79.70	73.38	161.63	144.77	301.94	81.93	79.70	73.38	161.63	144.77	301.94
f) Depreciation, depletion and amortisation expense	—	—	—	—	—	—	—	—	—	—	—	—
g) Other Expenses	0.52	0.38	0.75	0.90	0.75	8.84	0.52	0.38	0.75	0.90	0.75	8.84
<b>IV Total Expenses (III)</b>	82.45	80.08	74.13	162.53	145.52	310.78	82.45	80.08	74.13	162.53	145.52	310.78
<b>V Profit before Exceptional Items and Tax (II - IV)</b>	(82.45)	(77.73)	(71.31)	(160.18)	(142.70)	(307.92)	(82.45)	(77.73)	(32.95)	(160.18)	(104.34)	(307.92)
<b>VI Exception Items</b>	—	—	—	—	—	—	—	—	—	—	—	—
<b>VII Share of Profit/(Loss) of an Associate/a Joint Venture</b>	—	—	—	—	—	—	35.86	52.54	16.82	88.40	38.36	47.73
<b>VIII Profit before tax (V + VI + VII)</b>	(82.45)	(77.73)	(71.31)	(160.18)	(142.70)	(307.92)	(46.59)	(25.19)	(16.13)	(71.78)	(65.98)	(260.19)
<b>IX Tax Expense</b>												
1) Current Tax	—	—	—	—	—	—	—	—	—	—	—	—
2) Deferred Tax	—	—	—	—	—	—	—	—	—	—	—	—
<b>X Profit after tax (VIII - IX)</b>	(82.45)	(77.73)	(71.31)	(160.18)	(142.70)	(307.92)	(46.59)	(25.19)	(16.13)	(71.78)	(65.98)	(260.19)
<b>XI Other Comprehensive Income/(Loss)</b>												
A) i) Items that will be reclassified subsequently to the statement of profit and loss	—	—	—	—	—	—	—	—	—	—	—	—
ii) Income tax on the items that will be reclassified subsequently to the statement of profit and loss	—	—	—	—	—	—	—	—	—	—	—	—
B) i) Items that will not be reclassified subsequently to the statement of profit and loss	—	—	—	—	—	—	—	—	—	—	—	—
- Re measurements of defined benefits plan	—	—	—	—	—	—	—	—	—	—	—	—
- Exchange differences on translation of foreign operations	—	—	—	—	—	—	—	—	—	—	—	—
ii) Income tax on the items that will not be reclassified subsequently to the statement of profit & loss	—	—	—	—	—	—	—	—	—	—	—	—
<b>XII Total Other Comprehensive Income/(Loss)</b>	—	—	—	—	—	—	—	—	—	—	—	—
<b>XIII Total Comprehensive Income for the period (X + XII)</b>	(82.45)	(77.73)	(71.31)	(160.18)	(142.70)	(307.92)	(46.59)	(25.19)	(16.13)	(71.78)	(65.98)	(260.19)
<b>XIV Paid up equity share capital (face value: Rs. 10 per share)</b>	647.20	647.20	647.20	647.20	647.20	648.58	647.20	647.20	647.20	647.20	647.20	647.20
<b>XV Earnings per equity share (for continuing operation)</b>												
1) Basic	(1.27)	(1.20)	(1.10)	(2.48)	(2.20)	(4.75)	(0.72)	(0.39)	(0.25)	(1.11)	(1.02)	(4.02)
2) Diluted	(1.27)	(1.20)	(1.10)	(2.48)	(2.20)	(4.75)	(0.72)	(0.39)	(0.25)	(1.11)	(1.02)	(4.02)
<b>XVI Earnings per equity share (for discontinuing operation)</b>												
1) Basic	—	—	—	—	—	—	—	—	—	—	—	—
2) Diluted	—	—	—	—	—	—	—	—	—	—	—	—
<b>XVII Earnings per equity share (for continuing and discontinuing operation)</b>												
1) Basic	(1.27)	(1.20)	(1.10)	(2.48)	(2.20)	(4.75)	(0.72)	(0.39)	(0.25)	(1.11)	(1.02)	(4.02)
2) Diluted	(1.27)	(1.20)	(1.10)	(2.48)	(2.20)	(4.75)	(0.72)	(0.39)	(0.25)	(1.11)	(1.02)	(4.02)

**NOTES**

- The above Financial Results have been reviewed by the Audit Committee and have been approved by the Board of Directors at their meeting held on 13th November 2018.
- The company has adopted IND AS (INDIAN ACCOUNTING STANDARDS) from 1st April 2017 and accordingly these financial statements have been prepared in accordance with the recognition and measurement principles laid down in IND AS 34 "Interim financial reporting" prescribed under section 133 of Companies Act 2013 read with relevant rules issued thereunder and the other accounting principles generally accepted in India. Accordingly the results for the quarter ended 30th September 2018 have also been re-stated and prepared in accordance with the recognition and measurement principles of IND AS 34.
- The format for the above results as prescribed in SEBI's (Securities Exchange Board Of India) Circular CIR/CFD/CMD/15/2015 dated 30th November 2015 has been modified to comply with requirements of SEBI's Circular dated 5th July 2016, IND AS and Schedule III (Division II) to the Companies Act 2013. Pursuant to this Circular, the above results do not include IND AS compliant results for the preceding quarter and previous year ended 31st March 2017, as same are not Mandatory.
- A Reconciliation between financial results as previously reported (referred to as 'Previous GAAP' and IND AS for the quarter ended 30th September 2017.

Particulars	(Rs. In Lakhs)			(Rs. In Lakhs)		
	STANDALONE			CONSOLIDATED		
	Quarter Ended	Half Year Ended	Year Ended	Quarter Ended	Half Year Ended	Year Ended
	30-Sep-2017	30-Sep-2017	31-Mar-2018	30-Sep-2017	30-Sep-2017	31-Mar-2018
<b>Net Profit for the quarter ended 30th September 2017</b>	(142.62)	(285.40)	(615.85)	(32.26)	(131.96)	(520.38)
Re classification of actuarial gains / losses arising in respect of employee benefits scheme, to other comprehensive income (OCI). This was previously charged to the statement of profit and loss account.	—	—	—	—	—	—
<b>Net Profit as per IND AS</b>	(142.62)	(285.40)	(615.85)	(32.26)	(131.96)	(520.38)
<b>Other Comprehensive Income</b>						
Re measurement of defined benefits plan	—	—	—	—	—	—
Exchange difference on translation of foreign operations	—	—	—	—	—	—
<b>Total Comprehensive Income under IND AS</b>	(142.62)	(285.40)	(615.85)	(32.26)	(131.96)	(520.38)

- Segment Reporting: There are no reportable segments.
- Figures have been regrouped or rearranged, wherever necessary.



By Order of the Board  
Encore Software Limited

*Vinay L Deshpande*

Vinay L Deshpande  
Director  
DIN 00225502

**ENCORE SOFTWARE LIMITED**

CIN L72200KA2001PLC029313

Regd. Office: VI Floor, Leo Complex, 44 & 45 Residency Cross Road, Bengaluru 560025


Website: www.ncoretech.com Email: investor@ncoretech.com

**STANDALONE AND CONSOLIDATED STATEMENT OF ASSETS AND LIABILITIES**

(Rs. In Lakhs)


(Rs. In Lakhs)

Particulars	STANDALONE		CONSOLIDATED	
	30-Sep-2018	31-Mar-2018	30-Sep-2018	31-Mar-2018
<b>Assets</b>				
<b>1 Non-current assets</b>				
Property, plant and equipment	—	—	—	—
Capital work-in-progress	—	—	—	—
Investment property	—	—	—	—
Goodwill	—	—	—	—
Other intangible assets	—	—	—	—
Intangible assets under development	—	—	—	—
Biological assets other than bearer plants	—	—	—	—
Investments accounted for using equity method	—	—	—	—
<b>Non-current financial assets</b>				
Non-current investments	1.44	1.44	406.63	318.23
Trade receivables, non-current	—	—	—	—
Loans, non-current	0.63	0.63	0.63	0.63
Other non-current financial assets	—	—	—	—
<b>Total non-current financial assets</b>	<b>2.06</b>	<b>2.06</b>	<b>407.26</b>	<b>318.86</b>
Deferred tax assets (net)	—	—	—	—
Other non-current assets	—	—	—	—
<b>Total non-current assets</b>	<b>2.06</b>	<b>2.06</b>	<b>407.26</b>	<b>318.86</b>
<b>2 Current assets</b>				
Inventories	—	—	—	—
<b>Current financial asset</b>				
Current investments	—	—	—	—
Trade receivables, current	0.26	0.26	0.26	0.26
Cash and cash equivalents	0.01	0.02	0.01	0.02
Bank balance other than cash & cash equivalents	0.67	0.69	0.67	0.69
Loans, current	1.17	0.82	1.17	0.82
Other current financial assets	0.01	0.01	0.01	0.01
<b>Total current financial assets</b>	<b>2.13</b>	<b>1.80</b>	<b>2.13</b>	<b>1.80</b>
Current tax assets (net)	—	—	—	—
Other current assets	—	—	—	—
<b>Total current assets</b>	<b>2.13</b>	<b>1.80</b>	<b>2.13</b>	<b>1.80</b>
3 Non-current assets classified as held for sale	—	—	—	—
4 Regulatory deferral account debit balances and related deferred tax Assets	—	—	—	—
<b>Total assets</b>	<b>4.19</b>	<b>3.87</b>	<b>409.39</b>	<b>320.66</b>



*Uday Desai*

Particulars	(Rs. In Lakhs)		(Rs. In Lakhs)	
	STANDALONE		CONSOLIDATED	
	30-Sep-2018	31-Mar-2018	30-Sep-2018	31-Mar-2018
<b>Equity and liabilities</b>				
<b>1 Equity</b>				
<b>Equity attributable to owners of parent</b>				
Equity share capital	648.58	648.58	648.58	648.58
Other equity	(4,131.14)	(3,970.95)	(3,725.95)	(3,654.16)
<b>Total equity attributable to owners of parent</b>	<b>(3,482.56)</b>	<b>(3,322.38)</b>	<b>(3,077.37)</b>	<b>(3,005.58)</b>
Non controlling interest	—	—	—	—
<b>Total equity</b>	<b>(3,482.56)</b>	<b>(3,322.38)</b>	<b>(3,077.37)</b>	<b>(3,005.58)</b>
<b>2 Liabilities</b>				
<b>Non-current liabilities</b>				
<b>Non-current financial liabilities</b>				
Borrowings, non-current	—	—	—	—
Trade payables, non-current	—	—	—	—
Other non-current financial liabilities	—	—	—	—
<b>Total non-current financial liabilities</b>	—	—	—	—
Provisions, non-current	—	—	—	—
Deferred tax liabilities (net)	—	—	—	—
Deferred government grants, Non-current	—	—	—	—
Other non-current liabilities	—	—	—	—
<b>Total non-current liabilities</b>	—	—	—	—
<b>Current liabilities</b>				
<b>Current financial liabilities</b>				
Borrowings, current	2.33	2.33	2.33	2.33
Trade payables, current	23.62	23.62	23.62	23.62
Other current financial liabilities	3,432.10	3,271.59	3,432.10	3,271.59
<b>Total current financial liabilities</b>	<b>3,458.05</b>	<b>3,297.54</b>	<b>3,458.05</b>	<b>3,297.54</b>
Other current liabilities	—	—	—	—
Provisions, current	28.71	28.71	28.71	28.71
Current tax liabilities (Net)	—	—	—	—
Deferred government grants, Current	—	—	—	—
<b>Total current liabilities</b>	<b>3,486.76</b>	<b>3,326.24</b>	<b>3,486.76</b>	<b>3,326.24</b>
3 Liabilities directly associated with assets in disposal group classified as held for sale	—	—	—	—
4 Regulatory deferral account credit balances and related deferred tax liability	—	—	—	—
<b>Total liabilities</b>	<b>3,486.76</b>	<b>3,326.24</b>	<b>3,486.76</b>	<b>3,326.24</b>
<b>Total equity and liabilities</b>	<b>4.19</b>	<b>3.86</b>	<b>409.39</b>	<b>320.66</b>



*Ujjwal Dey*