


Name of the Company	: ENCORE SOFTWARE LIMITED
Scrip Code	: 531750
Name of the Scrip, Class of Security	: ENCORE, EQUITY
Quarter ended	: 30TH SEPTEMBER 2015

SHAREHOLDING PATTERN IN COMPLIANCE WITH CLAUSE 35 OF THE LISTING AGREEMENT AS ON 30TH SEPTEMBER 2015

**1(a) Statement showing Shareholding Pattern**

Partly paid-up shares :-	No of partly paid-up shares	As a % of total no. of partly paid-up shares	As a % of total no. of shares of the Company
Held by promoter/promoter group	-	-	-
Held by Public	-	-	-
Total(D)	-	-	-
Outstanding convertible securities :-	No of outstanding securities	As a % of total no. of outstanding convertible securities	As a % of total no. of shares of the company, assuming full conversion of the convertible securities
Held by promoter/promoter group	-	-	-
Held by Public	-	-	-
Total(E)	-	-	-
Warrants :-	No of warrants	As a % of total no. of warrants	As a % of total no. of shares of the Company, assuming full conversion of warrants
Held by promoter/promoter group	-	-	-
Held by Public	-	-	-
Total(F)	-	-	-
Total paid-up capital of the company, assuming full conversion of warrants and convertible securities (A+B+C)+(D+E+F)	64,71,500	-	100.00


*U. S. D. K. S.*



Category Code	Category of shareholder	Total Number of shareholders	Total number of shares	Number of shares held in dematerialized form	Total shareholding as a percentage of total number of shares		Shares pledged or otherwise encumbered	
					As a percentage of (A+B) <sup>1</sup>	As a percentage of (A+B+C)	Number of shares	As a percentage
(I)	(II)	(III)	(IV)	(V)	(VI)	(VII)	(VIII)	(IX)=(VIII)/(IV)*100
(A)	<b>Shareholding of Promoter and Promoter Group[2]</b>							
(1)	<b>Indian</b>							
(a)	Individuals/ Hindu Undivided Family	2	40320	40320	0.62	0.62	-	-
(b)	Central Government/ State Government(s)	-	-	-	-	-	-	-
(c)	Bodies Corporate	1	32091	32091	0.50	0.50	-	-
(d)	Financial Institutions/ Banks	-	-	-	-	-	-	-
(e)	Any Other (specify)	-	-	-	-	-	-	-
	<b>Sub-Total (A)(1)</b>	<b>3</b>	<b>72411</b>	<b>72411</b>	<b>1.12</b>	<b>1.12</b>	<b>0.00</b>	<b>-</b>
(2)	<b>Foreign</b>							
(a)	Individuals (Non-Resident Individuals/ Foreign Individuals)	-	-	-	-	-	-	-
(b)	Bodies Corporate	-	-	-	-	-	-	-
(c)	Institutions	-	-	-	-	-	-	-
(d)	Qualified Foreign Investor	-	-	-	-	-	-	-
(e)	Any Other (specify)	-	-	-	-	-	-	-
	<b>Sub-Total (A)(2)</b>	<b>0</b>	<b>0</b>	<b>0</b>	<b>0.00</b>	<b>0.00</b>	<b>-</b>	<b>-</b>
	<b>Total Shareholding of Promoter and Promoter Group (A)= (A)(1)+(A)(2)</b>	<b>3</b>	<b>72,411</b>	<b>72,411</b>	<b>1.12</b>	<b>1.12</b>	<b>-</b>	<b>0.00</b>
(B)	<b>Public shareholding[3]</b>							
(1)	<b>Institutions</b>							
(a)	Mutual Funds/ UTI	-	-	-	-	-	-	-
(b)	Financial Institutions/ Banks	-	-	-	-	-	-	-
(c)	Central Government/ State Government(s)	-	-	-	-	-	-	-
(d)	Venture Capital Funds	-	-	-	-	-	-	-
(e)	Insurance Companies	-	-	-	-	-	-	-
(f)	Foreign Institutional Investors	1	80,000	80,000	1.24	1.24	-	-
(g)	Foreign Venture Capital Investors	-	-	-	-	-	-	-
(h)	Qualified Foreign Investor	-	-	-	-	-	-	-
(i)	Any Other (specify)	-	-	-	-	-	-	-
	<b>Sub-Total (B)(1)</b>	<b>1</b>	<b>80,000</b>	<b>80,000</b>	<b>1.24</b>	<b>1.24</b>		
(2)	<b>Non-institutions</b>							
(a)	Bodies Corporate	90	12,23,075	12,22,975	18.90	18.90		
(b)	Individuals -							
	i. Individual shareholders holding nominal share capital up to Rs. 1 lakh.	3,145	21,68,759	21,43,319	33.51	33.51		
	ii. Individual shareholders holding nominal share capital in excess of Rs. 1 lakh.	73	24,19,657	24,19,657	37.39	37.39		
(c)	Qualified Foreign Investor	-	-	-	-	-		
(d)	Any Other (specify)							
	NRI	30	409512	368512	6.33	6.33		
	Clearing Member	7	98086	98086	1.52	1.52		
	<b>Sub-Total (B)(2)</b>	<b>3,345</b>	<b>63,19,089</b>	<b>62,52,549</b>	<b>97.64</b>	<b>97.64</b>		
	<b>Total Public Shareholding (B)= (B)(1)+(B)(2)</b>	<b>3,346</b>	<b>63,99,089</b>	<b>63,32,549</b>	<b>98.88</b>	<b>98.88</b>		
	<b>TOTAL (A)+(B)</b>	<b>3,349</b>	<b>64,71,500</b>	<b>64,04,960</b>	<b>100.00</b>	<b>100.00</b>	<b>0.00</b>	<b>0.00</b>
(C)	<b>Shares held by Custodians and against which Depository Receipts have been issued</b>							
1	<b>Promoter and Promoter Group</b>	-	-	-	-	-	-	-
2	<b>Public</b>	-	-	-	-	-	-	-
	<b>Sub-Total (C)</b>	<b>-</b>	<b>-</b>	<b>-</b>	<b>-</b>	<b>-</b>	<b>-</b>	<b>-</b>
	<b>GRAND TOTAL (A)+(B)+(C)</b>	<b>3,349</b>	<b>64,71,500</b>	<b>64,04,960</b>	<b>100.00</b>	<b>100.00</b>	<b>0.00</b>	<b>0.00</b>


NOT APPLICABLE

NOT APPLICABLE



(l) (b) Statement showing holding of securities (including shares, warrants, convertible securities) of persons belonging to the category "Promoter and Promoter Group"


Sr. No.	Name of the shareholder	Details of Shares held		Encumbered shares (*)			Details of warrants		Details of convertible securities		Total shares (including underlying shares assuming full conversion of warrants and convertible securities) as a % of diluted share capital
		No. of Shares held	As a % of grand total (A)+(B)+(C)	No.	As a percentage	As a % of grand total (A)+(B)+(C) of sub-clause (I)(a)	Number of warrants held	As a % total number of warrants of the same class	Number of convertible securities held	As a % total number of convertible securities of the same class	
(I)	(II)	(III)	(IV)	(V)	(VI)=(V)/(III)*100	(VII)	(VIII)	(IX)	(X)	(XI)	(XII)
1.	Vinay Deshpande	4000	0.06	0	0.00	0.00	-	-	-	-	-
2.	Chhanda Deshpande	36320	0.56	0	0.00	0.00	-	-	-	-	-
3.	Success Apparels Pvt Ltd	32091	0.50	0	0.00	0.00	-	-	-	-	-
	<b>Total</b>	<b>72411</b>	<b>1.12</b>	<b>0</b>	<b>0.00</b>	<b>0.00</b>	<b>0</b>	<b>0.00</b>	<b>0</b>	<b>0.00</b>	<b>0.00</b>



*Vinay Deshpande*

(l)(c) (i) Statement showing holding of securities (including shares, warrants, convertible securities) of persons belonging to the category "Public" and holding more than 1% of the total number of shares


Sr. No.	Name of the shareholder	Number of shares held	Shares as a percentage of total number of shares (i.e., Grand Total (A)+(B)+(C) indicated in Statement at para (l)(a) above)	Details of warrants		Details of convertible securities		Total shares (including underlying shares assuming full conversion of warrants and convertible securities) as a % of diluted share capital
				Number of warrants held	As a % total number of warrants of the same class	Number of convertible securities held	% w.e.t total number of convertible securities of the same class	
1.	SHIVASARAN CONSULTING PVT LTD.	248530	3.84	-	-	-	-	-
2.	M N S EXPORTS PRIVATE LIMITED	201354	3.11	-	-	-	-	-
3.	ASHDIL SALES PROMOTION PVT. LTD.	185878	2.87	-	-	-	-	-
4.	NARAYANA IYER VENKITESWARAN	162000	2.50	-	-	-	-	-
5.	ASHOK NARASIMHAN	132000	2.04	-	-	-	-	-
6.	DIPAK KANAYALAL SHAH	131000	2.02	-	-	-	-	-
7.	SNEHALATHA SINGHI	115215	1.78	-	-	-	-	-
8.	BHARAT SHASTRI	105915	1.64	-	-	-	-	-
9.	ULLAL RAVINDRA BHAT	100000	1.55	-	-	-	-	-
10.	INTIME EQUITIES LIMITED	93035	1.44	-	-	-	-	-
11.	SNEHALATHA SINGHI	90920	1.40	-	-	-	-	-
12.	FRR SHARES AND SECURITIES LTD	90480	1.40	-	-	-	-	-
13.	THE INDIAMAN FUND (MAURITIUS) LIMITED.	80000	1.24	-	-	-	-	-
14.	BHAGWANDAS K SAHU	73000	1.13	-	-	-	-	-
15.	BABULAL JAIN	72499	1.12	-	-	-	-	-
16.	HITESH KUVELKAR	72308	1.12	-	-	-	-	-
17.	THOMAS KAILATH	68720	1.06	-	-	-	-	-
	<b>Total</b>	<b>20,22,854</b>	<b>31.26</b>	-	-	-	-	-



*Ujjwal Singh*

(I)(c) (ii) Statement showing holding of securities (including shares, warrants, convertible securities) of persons (together with PAC) belonging to the category "Public" and holding more than 5% of the total number of shares of the company

Sr. No.	Name(s) of the shareholder(s) and the Persons Acting in Concert (PAC) with them	Number of shares	Shares as a percentage of total number of shares (i.e., Grand Total (A)+(B)+(C) indicated in Statement at para (I)(a) above)	Details of warrants		Details of convertible securities		Total shares (including underlying shares assuming full conversion of warrants and convertible securities) as a % of diluted share capital
				Number of warrants	As a % total number of warrants of the same class	Number of convertible securities held	% w.e.t total number of convertible securities of the same class	
	NIL	NIL	NIL	-	-	-	-	-
	<b>Total</b>	-	-	-	-	-	-	-



*Vijay Kumar*

(I)(d) Statement showing details of locked-in shares


Sr. No.	Name of the shareholder	Number of locked-in shares	Locked-in shares as a percentage of total number of shares {i.e., Grand Total (A)+(B)+(C) indicated in Statement at para (I)(a) above}	Promoter / Promoter Group / Public
	NIL	-	-	-

(II)(a) Statement showing details of Depository Receipts (DRs)

Sr. No.	Type of outstanding DR (ADRs, GDRs, SDRs, etc.)	Number of outstanding DRs	Number of shares underlying outstanding DRs	Shares underlying outstanding DRs as a percentage of total number of shares {i.e., Grand Total (A)+(B)+(C) indicated in Statement at para (I)(a) above}
	NIL	NIL	NIL	NIL

(II)(b) Statement showing Holding of Depository Receipts (DRs), where underlying shares held by 'promoter / promoter group' are in excess of 1% of the total number of shares

Sr. No.	Name of the DR Holder	Type of outstanding DR (ADRs, GDRs, SDRs, etc.)	Number of shares underlying outstanding DRs	Shares underlying outstanding DRs as a percentage of total number of shares {i.e., Grand Total (A)+(B)+(C) indicated in Statement at para (I)(a) above}
	NIL	NIL	NIL	NIL



*Uday D. Reddy*